

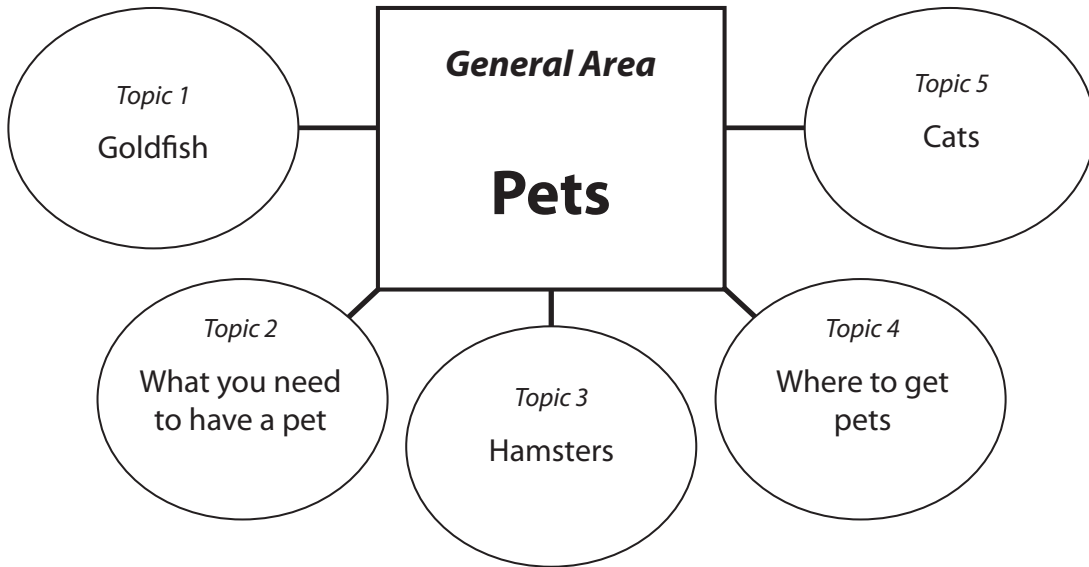


4-H Communication Fact Sheet 8.0

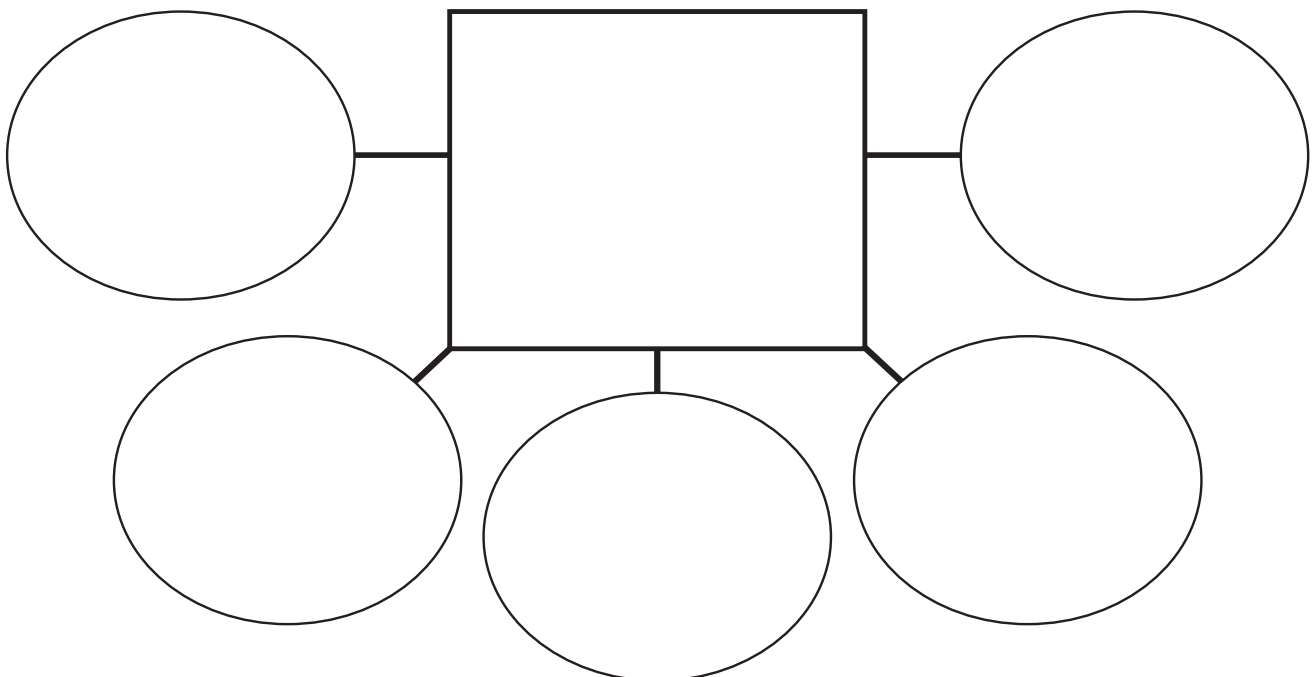
Presentation Brainstorming Activity

Think of at least three general areas of interest you have. For each of these areas, think of five topics you could do a presentation about.

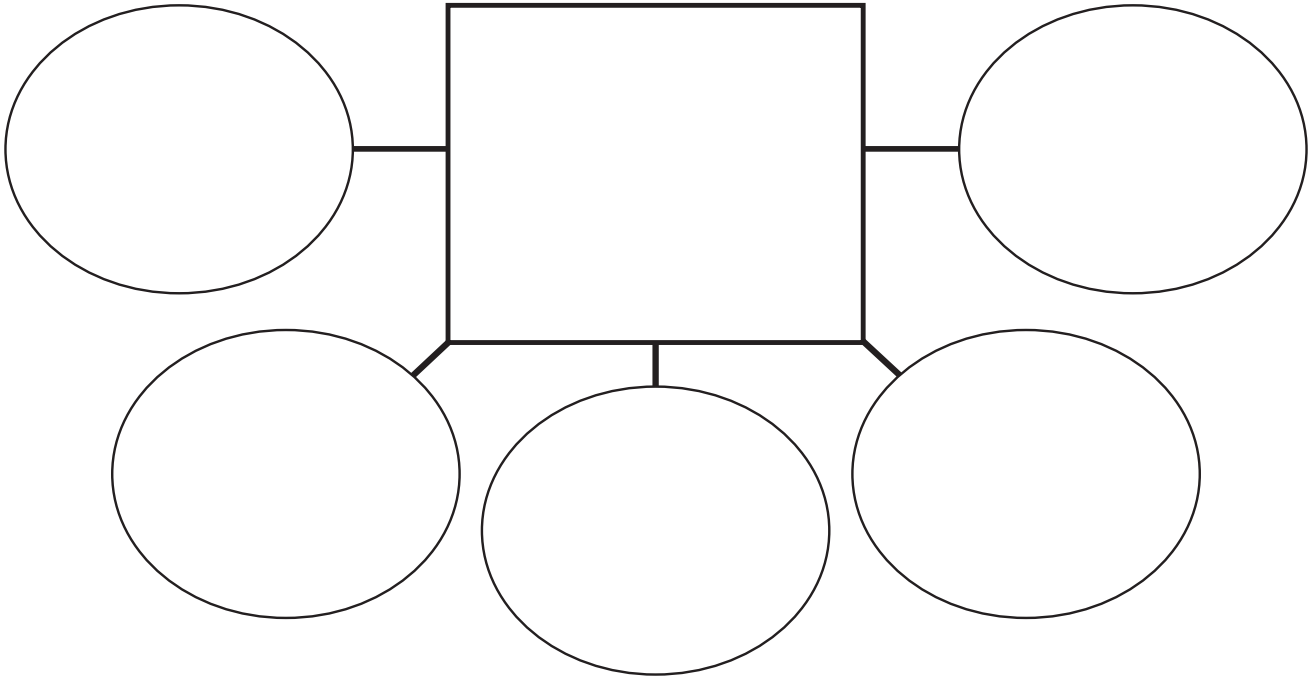
Example



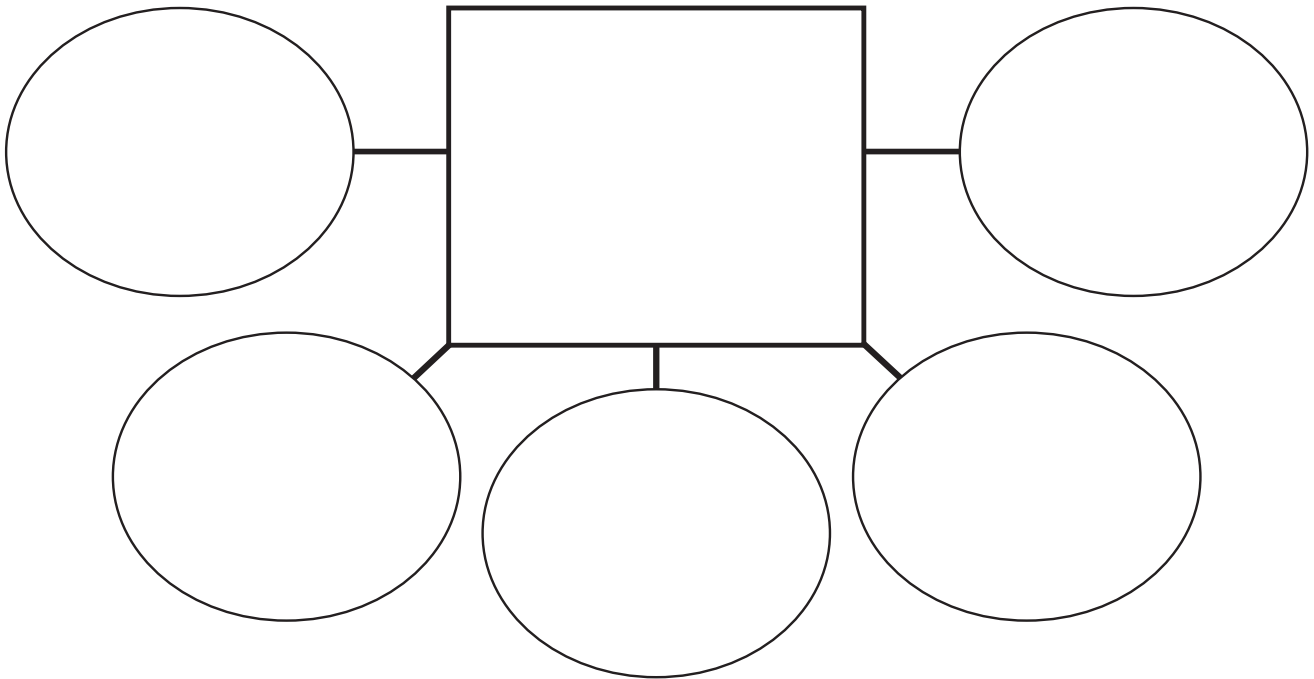
Possibility 1



Possibility 2



Possibility 3



Choose several of your favorite topics from your brainstorming possibilities. Then list subheadings or main ideas you could talk about on that topic. Write ideas for visual aids you could use. (If you can't think of any, maybe you could give a public speech on the topic.)

When you are done, look over all of your ideas. Determine what type of presentation would be best for that topic. Finally, choose the one that interests you and that has several subheadings you can talk about. Preparing your presentation will now be easy.

Examples

Topic Idea	Topic Idea	Topic Idea
Hamsters	Making Smoothies	Equine Euthanasia
Subheadings/Main Ideas	Subheadings/Main Ideas	Subheadings/Main Ideas
<ol style="list-style-type: none"> 1. Types of hamsters 2. Housing and bedding 3. Feed and water 4. Grooming 5. Showing 	<ol style="list-style-type: none"> 1. Nutrition 2. Recipe 3. Ingredients 4. Show how to make one 5. Food safety 	<ol style="list-style-type: none"> 1. Why you would do it 2. Methods 3. How to decide 4. My experience 5. Who to talk to
What visual aids could I use?	What visual aids could I use?	What visual aids could I use?
<ul style="list-style-type: none"> Hamster Cage/bedding Toys Food 	<ul style="list-style-type: none"> Blender Ingredients Cool cup Recipe 	<ul style="list-style-type: none"> Not sure; pictures might be too disturbing
<p>This would make a good illustrated talk because there are several ideas to talk about, it is educational and there are interesting visuals to use.</p>	<p>This would make a good demonstration because there is a step process I can demonstrate and there will be a finished product to share.</p>	<p>This would make a good public speech because there are no visuals, I can share a personal story and I can get the audience to react.</p>

Topic Idea	Topic Idea	Topic Idea
Subheadings/Main Ideas	Subheadings/Main Ideas	Subheadings/Main Ideas
What visual aids could I use?	What visual aids could I use?	What visual aids could I use?
This would make a good	This would make a good	This would make a good

Adapted with permission from: *Presentation Brainstorming Activity* 211-001, January 2009; Prepared by Roberta Lundeberg, Program Coordinator, 4-H Youth Development, Oregon State University.

Brand names appearing in this publication are for product identification purposes only. No endorsement is intended, nor is criticism implied of similar products not mentioned.

Publications from Kansas State University are available on the World Wide Web at: www.ksre.ksu.edu

Contents of this publication may be freely reproduced for educational purposes. All other rights reserved. In each case, credit *Presentation Brainstorming Activity*, Kansas State University, October 2009.

Kansas State University Agricultural Experiment Station and Cooperative Extension Service

4H986

October 2009

K-State Research and Extension is an equal opportunity provider and employer. Issued in furtherance of Cooperative Extension Work, Acts of May 8 and June 30, 1914, as amended. Kansas State University, County Extension Councils, Extension Districts, and United States Department of Agriculture Cooperating, Fred A. Cholick, Director.